Cooper Lighting Solutions Photometric Lab
1121 Highway 74 South
Peachtree City, GA 30269

Cooper Lighting Solutions Photometric Lab
1121 Highway 74 South
Peachtree City, GA 30269

Scaled data based on original data using

LM-79-2024 Approved Method: Electrical and Photometric Measurements of Solid-State Lighting Products

Test Report Prepared for

Cooper Lighting Solutions

Brand: LUMARK

Report Number: P1461326

Luminaire Tested: PRV-P-PB1B-740-U-T2R

Issue Date: 06/09/2026

Test Information

Test Method:	LM-79-2024
Report Number:	P1461326
Test Lab:	INNOVATION CENTER(G3)
Issue Date:	6/9/2026
Manufacturer:	COOPER LIGHTING SOLUTIONS
Product Line:	LUMARK
Catalog Number:	PRV-P-PB1B-740-U-T2R
Description:	PREVAIL PETITE DISCRETE LED 1 SQUARE AT 1470MA 70CRI 4000K FIXTURE w/ TYPE II ROADWAY DISTRIBUTION OPTIC
Light Source:	(10) 4000K CCT, 70 CRI LEDS
Ballast/Driver:	ELECTRONIC DRIVER

Summary

Lumens per Lamp:	N/A
Luminaire Lumens:	6504.3 lumens
Efficiency:	N/A
Efficacy:	123.9 lumens/watt
Luminous Opening:	Rectangular (W 0.33' x L: 0.33' x H: 0')
IES Classification:	Type II - Medium
BUG Rating:	B2 - U0 - G2
Input Watts (W):	52.5
Input Voltage (V):	120
Input Current (Ain):	NR
Voltage Rise (V):	NR
Power Factor:	0.97
Total Harmonic Distortion (THDi):	6.0%
Frequency (hertz):	60
Stabilization Time:	NR
Operation Time:	NR
Ambient Temperature (°C):	NR
Test Distance:	28.75 FT

Cooper Lighting Solutions Photometric Lab
1121 Highway 74 South
Peachtree City, GA 30269

Scaled Data Report

REPORT NUMBER: P1461326
CATALOG NUMBER: PRV-P-PB1B-740-U-T2R

Iso-Footcandle Lines of Horizontal Illumination

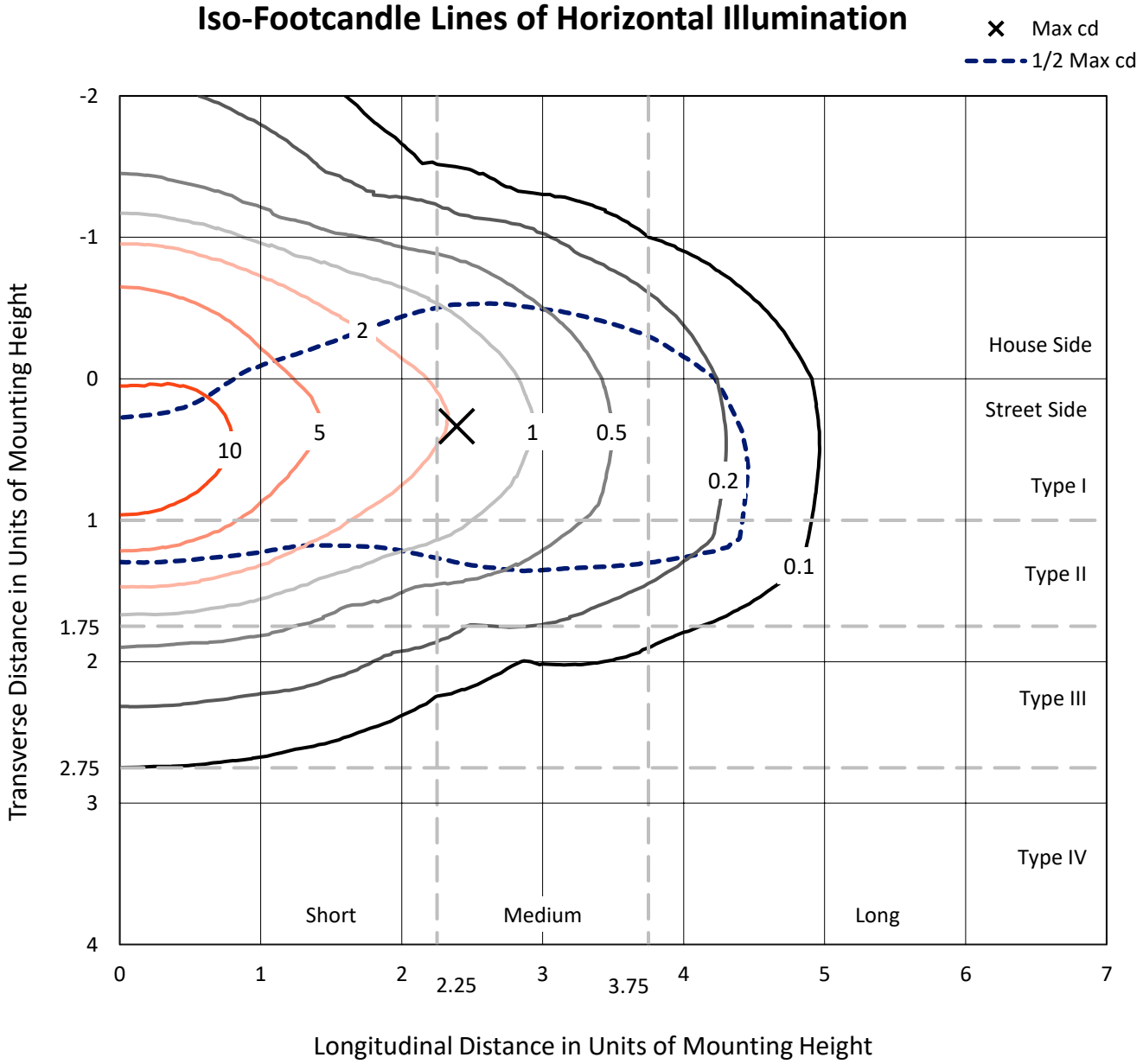

Based on 10 foot mounting height. Maximum calculated value = 17.7 fc
Type II - Medium - N/A

REPORT NUMBER: P1461326
CATALOG NUMBER: PRV-P-PB1B-740-U-T2R

Luminous Intensity Polar Plot

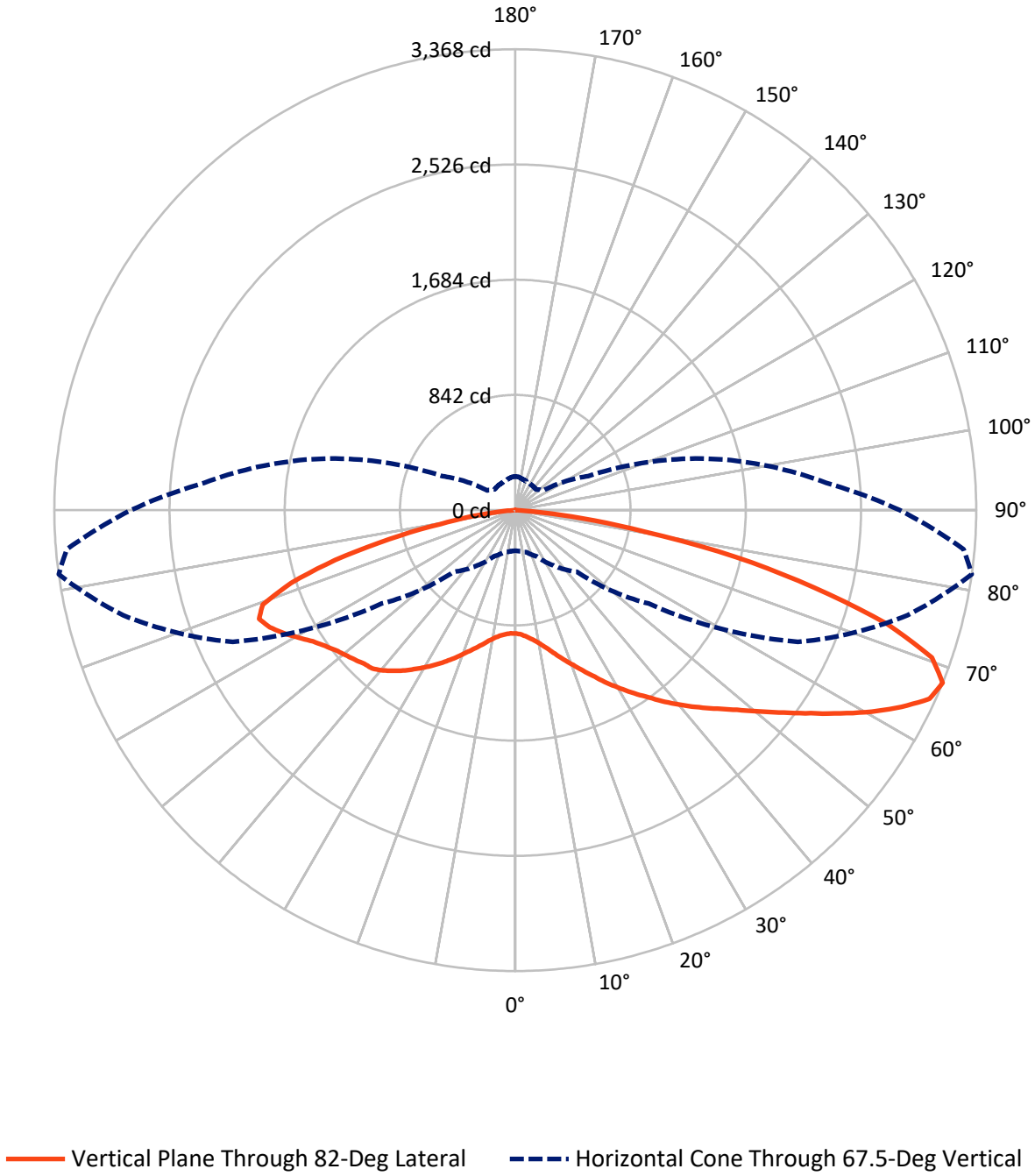

Cooper Lighting Solutions Photometric Lab
1121 Highway 74 South
Peachtree City, GA 30269

Scaled Data Report

REPORT NUMBER: P1461326
CATALOG NUMBER: PRV-P-PB1B-740-U-T2R

FLUX DISTRIBUTION:

		Downward	Upward	Total
House Side	Lumens	2020.0	0.0	2020.0
	% Fixture	31.1	0.0	31.1
Street Side	Lumens	4484.2	0.0	4484.2
	% Fixture	68.9	0.0	68.9
Total	Lumens	6504.3	0.0	6504.3
	% Fixture	100.0	0.0	100.0

ZONAL LUMENS:

Zone	Lumens	% Fixture
0°-10°	93.8	1.4
10°-20°	342.0	5.3
20°-30°	693.0	10.7
30°-40°	1084.9	16.7
40°-50°	1310.6	20.1
50°-60°	1234.6	19.0
60°-70°	1035.6	15.9
70°-80°	622.9	9.6
80°-90°	86.8	1.3
90°-100°	0.0	0.0
100°-110°	0.0	0.0
110°-120°	0.0	0.0
120°-130°	0.0	0.0
130°-140°	0.0	0.0
140°-150°	0.0	0.0
150°-160°	0.0	0.0
160°-170°	0.0	0.0
170°-180°	0.0	0.0
0°-90°	6504.3	100.0
0°-180°	6504.3	100.0

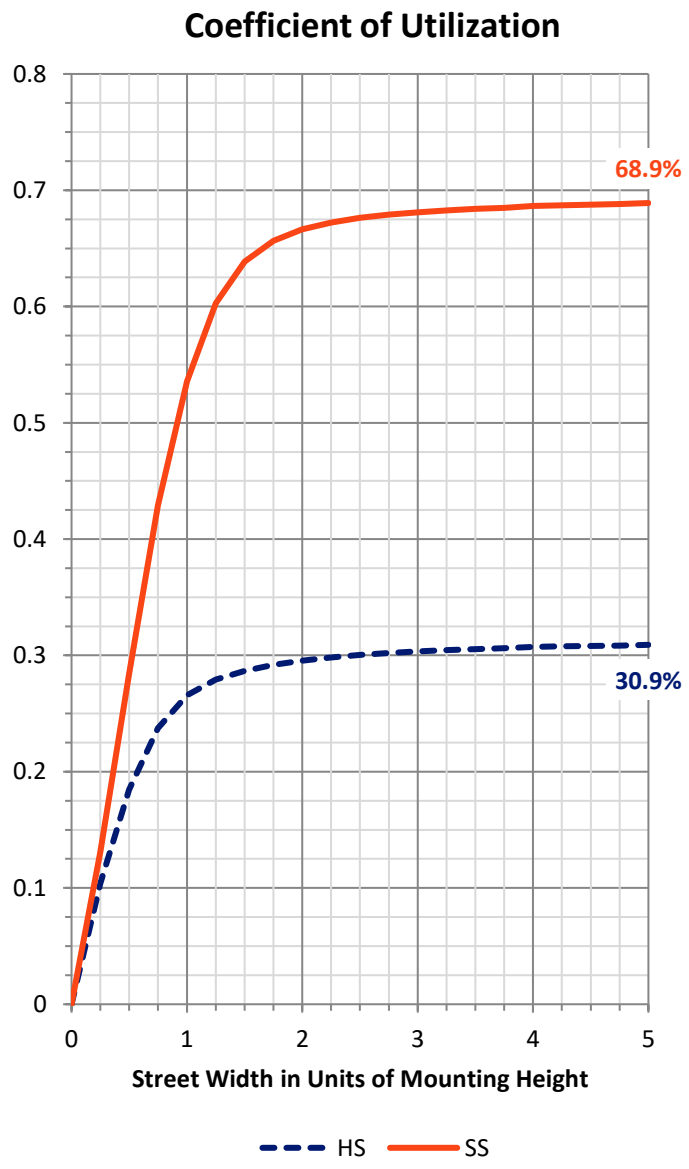

REPORT NUMBER: P1461326
CATALOG NUMBER: PRV-P-PB1B-740-U-T2R

LUMINAIRE CLASSIFICATION SYSTEM LUMEN TABLE AND BUG RATING:

Zone		Lumens	% Fixture	Zone Rating/Lumen Limit B	U	G
FL	(0°-30°)	694.2	10.7			
FM	(30°-60°)	2611.0	40.1			
FH	(60°-80°)	1122.1	17.3			G1/1800
FVH	(80°-90°)	57.0	0.9			G1/100
BL	(0°-30°)	434.7	6.7	B1/500		
BM	(30°-60°)	1019.1	15.7	B2/2500		
BH	(60°-80°)	536.5	8.2	B2/1000		G2/1000
BVH	(80°-90°)	29.8	0.5			G1/100
UL	(90°-100°)	0.0	0.0		U0/0	
UH	(100°-180°)	0.0	0.0		U0/0	

BUG Rating: B2-U0-G2
Type II Medium

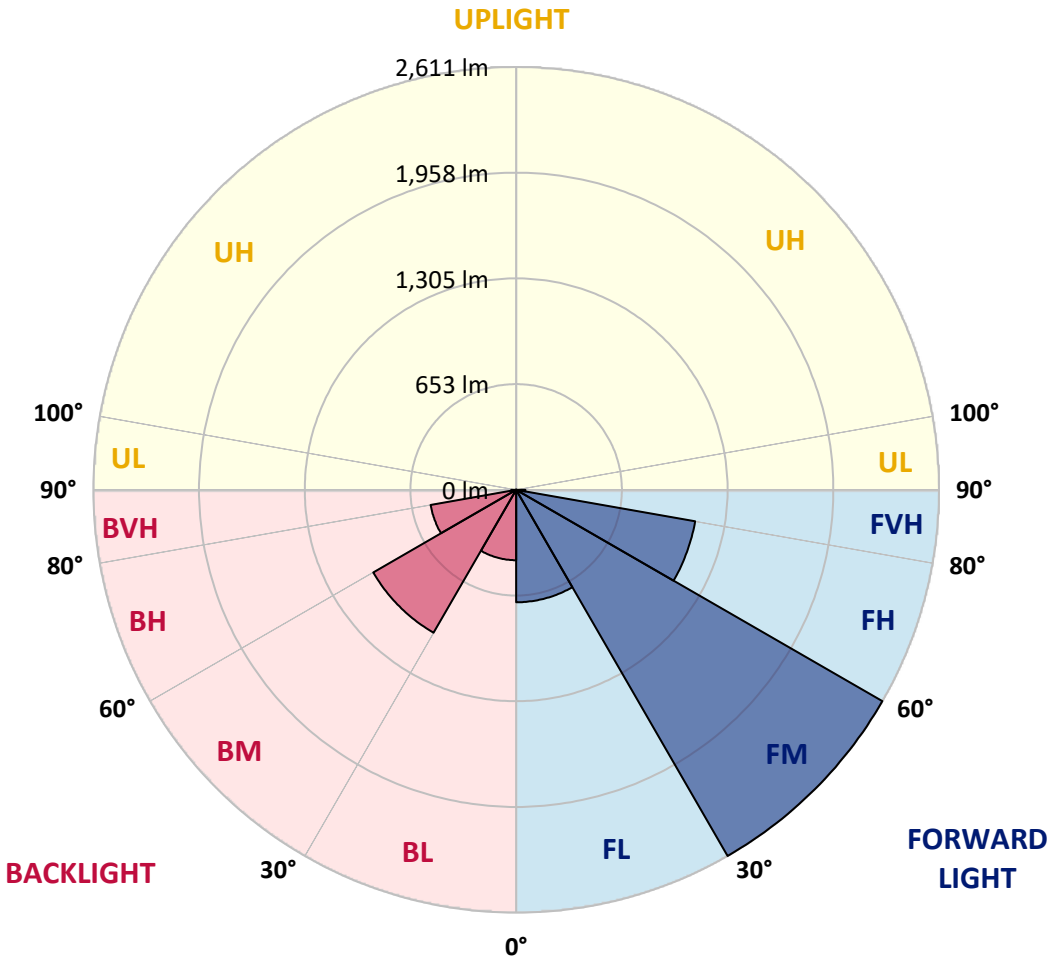

Cooper Lighting Solutions Photometric Lab
1121 Highway 74 South
Peachtree City, GA 30269

Scaled Data Report

REPORT NUMBER: P1461326
CATALOG NUMBER: PRV-P-PB1B-740-U-T2R

CANDELA DISTRIBUTION (FULL):

	0°	5°	15°	25°	35°	45°	55°	65°	75°	82°	85°
0°	901	901	901	901	901	901	901	901	901	*901*	901
2.5°	960	959	960	965	955	950	940	927	917	*910*	908
5°	1056	1062	1059	1052	1036	1015	989	960	944	*932*	927
7.5°	1187	1178	1184	1163	1135	1099	1049	1014	977	*957*	951
10°	1329	1328	1316	1294	1252	1197	1136	1075	1026	*992*	979
12.5°	1482	1481	1475	1434	1381	1302	1229	1150	1073	*1037*	1022
15°	1633	1641	1630	1582	1514	1416	1324	1228	1141	*1089*	1070
17.5°	1795	1794	1773	1725	1647	1546	1432	1305	1204	*1147*	1123
20°	1944	1961	1935	1885	1788	1678	1545	1399	1277	*1208*	1182
22.5°	2138	2136	2112	2036	1934	1802	1656	1500	1359	*1275*	1243
25°	2341	2346	2313	2221	2080	1938	1770	1610	1454	*1349*	1315
27.5°	2556	2560	2518	2407	2260	2077	1902	1717	1539	*1431*	1381
30°	2737	2740	2699	2586	2417	2225	2013	1825	1626	*1511*	1459
32.5°	2889	2881	2837	2733	2575	2369	2142	1928	1729	*1596*	1538
35°	2963	2972	2940	2845	2699	2504	2282	2050	1824	*1680*	1622
37.5°	2962	2971	2960	2898	2777	2610	2400	2177	1943	*1777*	1706
40°	2892	2904	2910	2878	2798	2679	2495	2290	2051	*1873*	1797
42.5°	2760	2769	2788	2772	2759	2691	2569	2401	2161	*1970*	1883
45°	2587	2593	2612	2629	2652	2645	2601	2500	2287	*2070*	1969
47.5°	2344	2365	2411	2470	2511	2559	2590	2565	2404	*2180*	2068
50°	2050	2048	2132	2229	2351	2423	2523	2609	2536	*2311*	2186
52.5°	1619	1643	1749	1940	2142	2275	2418	2608	2661	*2458*	2322
55°	1199	1254	1386	1579	1863	2108	2288	2556	2776	*2620*	2473
57.5°	872	872	1013	1197	1542	1898	2166	2467	2862	*2802*	2651
60°	635	631	733	891	1167	1569	2044	2386	2936	*2991*	2844
62.5°	467	464	518	650	865	1223	1840	2348	2974	*3166*	3044
65°	365	368	399	480	650	881	1554	2347	2979	*3326*	3211
67.5°	*296*	*300*	*318*	*373*	*496*	*637*	*1190*	*2278*	*2967*	*3368*	*3289*
70°	250	251	268	307	376	479	837	2074	2904	*3230*	3171
72.5°	207	210	228	253	303	369	562	1699	2690	*2841*	2796
75°	170	168	182	213	246	288	396	1205	2284	*2254*	2200
77.5°	135	134	147	176	196	226	285	764	1679	*1651*	1608
80°	97	92	100	127	148	168	197	408	986	*958*	972
82.5°	56	56	59	80	95	109	126	217	472	*487*	470
85°	13	14	16	20	28	40	46	70	118	*127*	126
87.5°	1	1	1	2	2	2	2	3	4	*4*	4
90°	0	0	0	0	0	0	0	0	0	*0*	0

REPORT NUMBER: P1461326
CATALOG NUMBER: PRV-P-PB1B-740-U-T2R

CANDELA DISTRIBUTION (continued):

	90°	95°	105°	115°	125°	135°	145°	155°	165°	175°	180°
0°	901	901	901	901	901	901	901	901	901	901	901
2.5°	904	903	894	889	890	886	881	881	878	875	874
5°	918	912	902	893	893	889	887	882	881	878	879
7.5°	937	928	914	905	905	902	902	898	897	893	891
10°	967	954	938	928	927	926	925	924	919	915	913
12.5°	1003	987	968	961	959	957	955	949	945	940	937
15°	1045	1029	1008	999	995	991	981	975	968	960	958
17.5°	1094	1071	1046	1036	1028	1019	1010	996	985	976	974
20°	1147	1119	1090	1075	1064	1048	1030	1012	999	988	986
22.5°	1199	1172	1137	1116	1094	1069	1041	1017	1001	990	988
25°	1260	1226	1182	1149	1117	1082	1044	1013	992	981	977
27.5°	1325	1282	1223	1181	1134	1081	1030	995	969	954	952
30°	1388	1338	1265	1199	1138	1069	1005	959	928	908	906
32.5°	1462	1397	1298	1216	1134	1049	969	913	877	857	857
35°	1534	1459	1334	1229	1123	1017	925	860	818	795	793
37.5°	1608	1517	1361	1230	1103	974	873	803	758	731	726
40°	1685	1577	1381	1221	1071	925	817	740	679	644	636
42.5°	1753	1629	1392	1209	1032	869	750	657	592	560	554
45°	1811	1655	1385	1185	982	806	664	568	513	481	474
47.5°	1882	1697	1380	1158	923	726	572	482	434	410	408
50°	1964	1739	1377	1123	852	632	481	402	364	345	343
52.5°	2050	1784	1379	1080	765	527	400	340	308	298	296
55°	2169	1845	1387	1024	666	435	337	292	274	269	269
57.5°	2296	1915	1402	957	564	354	288	266	263	264	265
60°	2454	2012	1424	885	463	296	260	255	258	267	269
62.5°	2606	2110	1462	802	372	255	245	246	250	262	263
65°	2747	2203	1485	704	306	232	234	234	244	261	262
67.5°	*2808*	*2281*	*1454*	*588*	*251*	*214*	*218*	*222*	*231*	*244*	*246*
70°	2749	2258	1295	449	209	196	199	203	214	227	233
72.5°	2466	2033	995	322	179	175	178	185	193	208	217
75°	2025	1652	700	219	154	152	160	165	161	164	169
77.5°	1475	1168	427	163	128	131	135	129	111	96	101
80°	920	687	247	121	99	97	95	86	63	43	19
82.5°	473	359	155	85	62	59	59	46	32	13	0
85°	113	102	61	35	23	22	15	6	2	0	0
87.5°	4	4	3	2	2	1	1	1	1	0	0
90°	0	0	0	0	0	0	0	0	0	0	0

Cooper Lighting Solutions Photometric Lab
1121 Highway 74 South
Peachtree City, GA 30269

LM-79-2019: Approved Method: Electrical and Photometric Measurements of Solid-State Lighting Products

Report Prepared for

Cooper Lighting Solutions

McGraw-Edison

Report Number: SP2-2501-321-1

Test Date: 04/09/2025

Luminaire Tested: GKO-PB1E-740-U-T4W

Data in this report applies to families of products including GKO-PB1E-740-U-T4W

Report Generated By FNC07603 / LDUCLS01DT447
Version: v7.04

Test Information

Test Method:	LM-79-2019
Report Number:	SP2-2501-321-1
Test Lab:	COOPER LIGHTING SOLUTIONS
Photometer:	SP2 - 165CM SPHERE
Measurement Geometry:	4π
Issue Date:	04/10/2025
Manufacturer:	COOPER LIGHTING SOLUTIONS
Product Line:	McGraw-Edison
Catalog Number:	**GKO-PB1E-740-U-T4W**
Description:	Gekko Wedge Wall Pack Fixture 1 SQ w/ T4W distribution

Spectral Parameters

CCT (K):	3916	CRI (Ra):		71.0			
CIE u':	0.2259	R1:		67.4	R9:		-37.9
CIE v':	0.5049	R2:		78.3	R10:		48.9
Duv:	0.0014	R3:		87.2	R11:		64.6
CIE x:	0.3853	R4:		69.5	R12:		40.9
CIE y:	0.3827	R5:		67.2	R13:		69.2
CIE z:	0.2321	R6:		69.3	R14:		92.7
Peak Wavelength (nm):	449	R7:		79.9	R15:		59.8
Dominant Wavelength (nm):	578	R8:		48.9			
Purity:	30.46652						

Rf:	73.5
Rg:	93.5

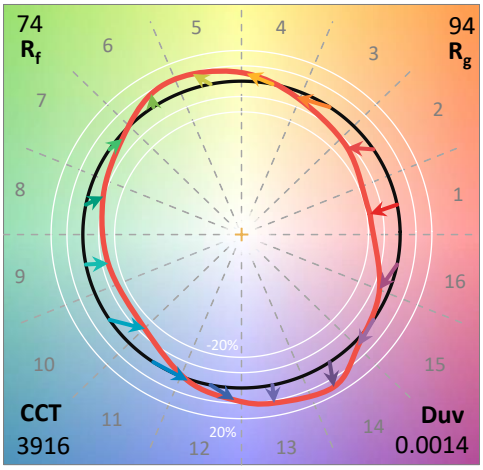

Test Conditions

Stabilization Time:	33M
Operation Time:	1H 33M
Sphere Temperature (°C):	25.0

Measurement and Test Equipment			
Instrument	Identification Number	Calibration Date	Calibration Due Date
Photometer	IN2187	1/6/2025	7/6/2025
Power Meter	INXT2011002	1/21/2025	1/21/2026
AC Power Source	IN0458	10/22/2024	10/22/2025
DC Power Source	IN0212	10/22/2024	10/22/2025
Sphere Thermometer	IN4036B	10/22/2024	10/22/2025
Room Thermometer	IN0046	10/22/2024	10/22/2025

REPORT NUMBER: SP2-2501-321-1

CIE 1931 Chromaticity Diagram

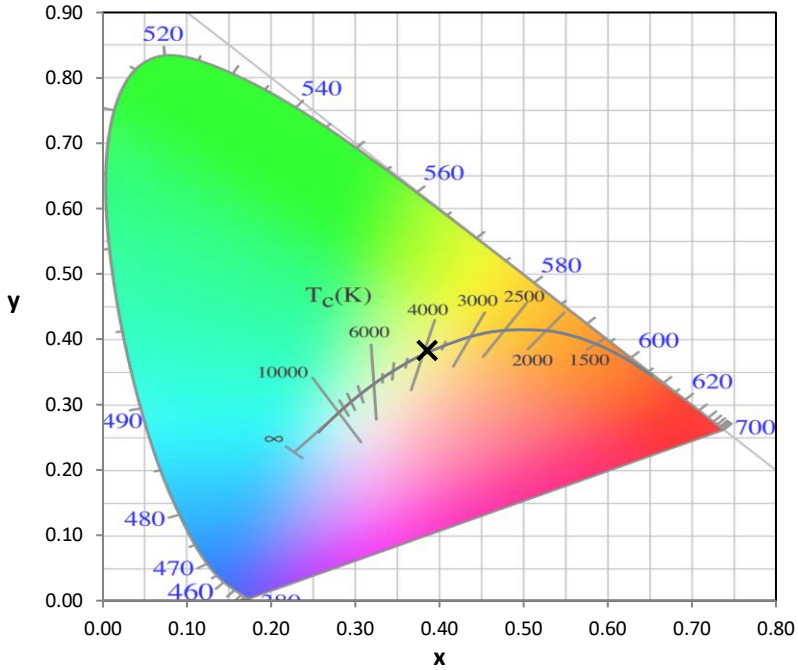

CIE 1931 Chromaticity Diagram with 2017 ANSI 7-Step and 4-Step Quadrangles

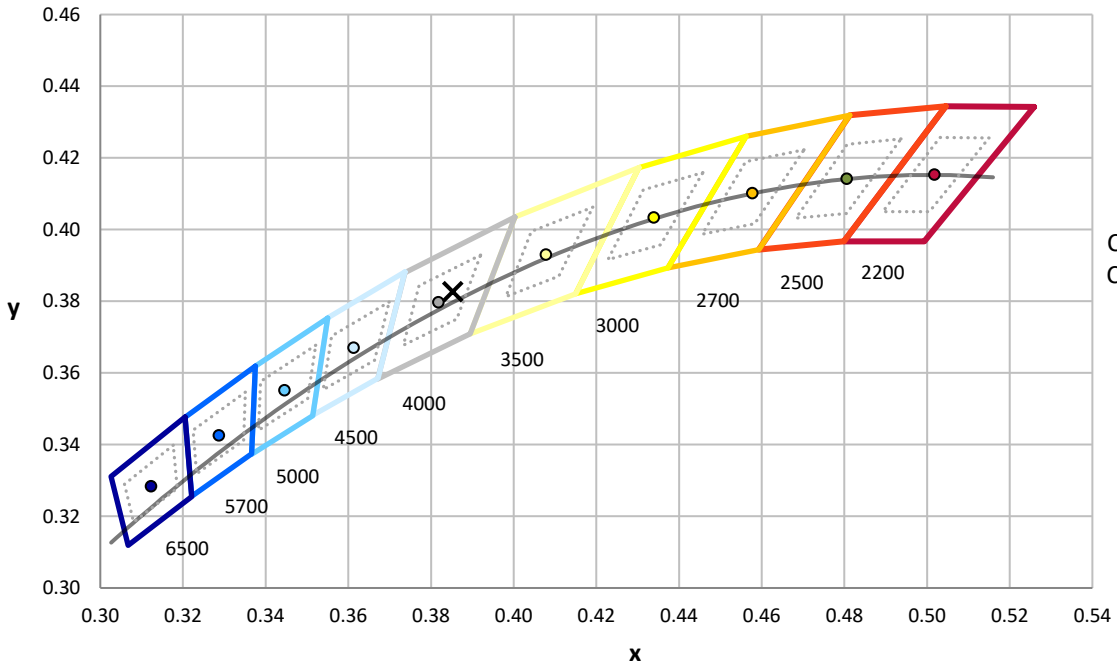

CCT = 3916K
CIE x = 0.3853
CIE y = 0.3827
Duv = 0.0014

Point lies inside the ANSI 4000K 4-step quadrangle

REPORT NUMBER: SP2-2501-321-1

Photopic Flux vs. Wavelength

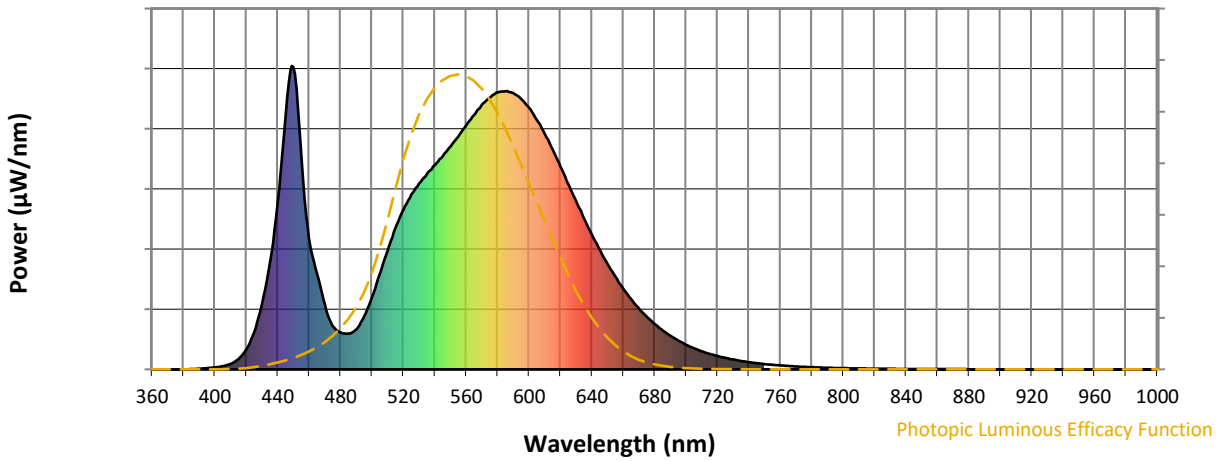

Photopic Lumens: NR

λ (nm)	Power W^/nm	Lumens (ϕ/nm)	λ (nm)	Power W^/nm	Lumens (ϕ/nm)	λ (nm)	Power W^/nm	Lumens (ϕ/nm)	λ (nm)	Power W^/nm	Lumens (ϕ/nm)	λ (nm)	Power W^/nm	Lumens (ϕ/nm)
360	0	NR	490	132	NR	620	668	NR	750	17	NR	880	1	NR
365	0	NR	495	174	NR	625	611	NR	755	15	NR	885	0	NR
370	0	NR	500	238	NR	630	554	NR	760	13	NR	890	0	NR
375	0	NR	505	314	NR	635	498	NR	765	11	NR	895	0	NR
380	0	NR	510	392	NR	640	445	NR	770	10	NR	900	0	NR
385	1	NR	515	467	NR	645	394	NR	775	8	NR	905	0	NR
390	2	NR	520	526	NR	650	347	NR	780	7	NR	910	0	NR
395	4	NR	525	575	NR	655	305	NR	785	6	NR	915	0	NR
400	6	NR	530	613	NR	660	266	NR	790	5	NR	920	0	NR
405	10	NR	535	644	NR	665	231	NR	795	5	NR	925	0	NR
410	18	NR	540	673	NR	670	200	NR	800	4	NR	930	0	NR
415	34	NR	545	703	NR	675	174	NR	805	4	NR	935	0	NR
420	66	NR	550	734	NR	680	150	NR	810	3	NR	940	0	NR
425	124	NR	555	768	NR	685	129	NR	815	3	NR	945	0	NR
430	216	NR	560	804	NR	690	111	NR	820	2	NR	950	0	NR
435	352	NR	565	838	NR	695	95	NR	825	2	NR	955	0	NR
440	548	NR	570	872	NR	700	81	NR	830	2	NR	960	0	NR
445	836	NR	575	896	NR	705	69	NR	835	2	NR	965	0	NR
450	997	NR	580	913	NR	710	60	NR	840	1	NR	970	0	NR
455	705	NR	585	917	NR	715	51	NR	845	1	NR	975	0	NR
460	429	NR	590	911	NR	720	44	NR	850	1	NR	980	0	NR
465	316	NR	595	891	NR	725	38	NR	855	1	NR	985	0	NR
470	213	NR	600	862	NR	730	32	NR	860	1	NR	990	0	NR
475	143	NR	605	822	NR	735	28	NR	865	1	NR	995	0	NR
480	121	NR	610	776	NR	740	24	NR	870	1	NR	1000	0	NR
485	118	NR	615	725	NR	745	20	NR	875	1	NR			

REPORT NUMBER: SP2-2501-321-1

Scotopic Flux vs. Wavelength

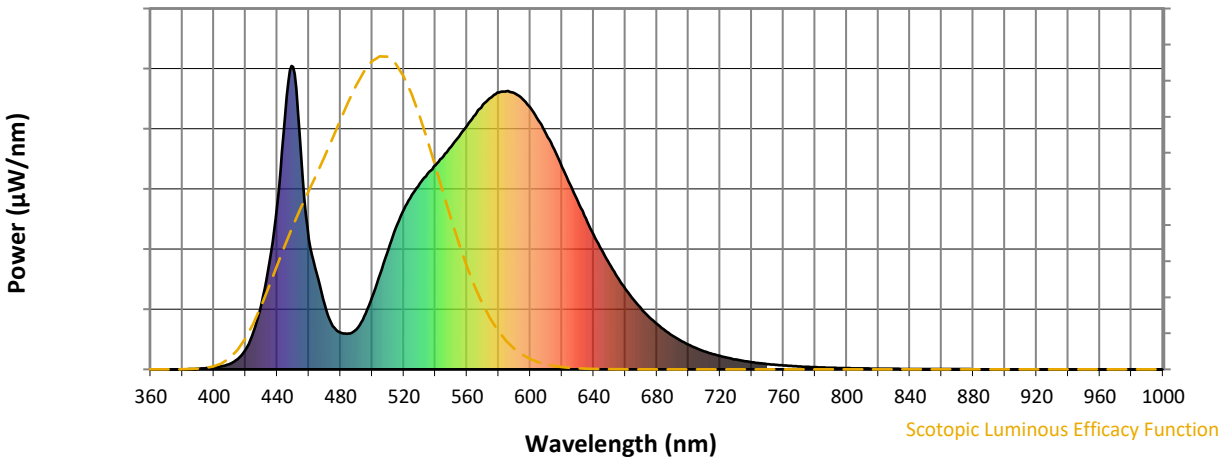

Scotopic Lumens: NR **S/P: 1.49**

λ (nm)	Power W^/nm	Lumens (ϕ/nm)	λ (nm)	Power W^/nm	Lumens (ϕ/nm)	λ (nm)	Power W^/nm	Lumens (ϕ/nm)	λ (nm)	Power W^/nm	Lumens (ϕ/nm)	λ (nm)	Power W^/nm	Lumens (ϕ/nm)
360	0	NR	490	132	NR	620	668	NR	750	17	NR	880	1	NR
365	0	NR	495	174	NR	625	611	NR	755	15	NR	885	0	NR
370	0	NR	500	238	NR	630	554	NR	760	13	NR	890	0	NR
375	0	NR	505	314	NR	635	498	NR	765	11	NR	895	0	NR
380	0	NR	510	392	NR	640	445	NR	770	10	NR	900	0	NR
385	1	NR	515	467	NR	645	394	NR	775	8	NR	905	0	NR
390	2	NR	520	526	NR	650	347	NR	780	7	NR	910	0	NR
395	4	NR	525	575	NR	655	305	NR	785	6	NR	915	0	NR
400	6	NR	530	613	NR	660	266	NR	790	5	NR	920	0	NR
405	10	NR	535	644	NR	665	231	NR	795	5	NR	925	0	NR
410	18	NR	540	673	NR	670	200	NR	800	4	NR	930	0	NR
415	34	NR	545	703	NR	675	174	NR	805	4	NR	935	0	NR
420	66	NR	550	734	NR	680	150	NR	810	3	NR	940	0	NR
425	124	NR	555	768	NR	685	129	NR	815	3	NR	945	0	NR
430	216	NR	560	804	NR	690	111	NR	820	2	NR	950	0	NR
435	352	NR	565	838	NR	695	95	NR	825	2	NR	955	0	NR
440	548	NR	570	872	NR	700	81	NR	830	2	NR	960	0	NR
445	836	NR	575	896	NR	705	69	NR	835	2	NR	965	0	NR
450	997	NR	580	913	NR	710	60	NR	840	1	NR	970	0	NR
455	705	NR	585	917	NR	715	51	NR	845	1	NR	975	0	NR
460	429	NR	590	911	NR	720	44	NR	850	1	NR	980	0	NR
465	316	NR	595	891	NR	725	38	NR	855	1	NR	985	0	NR
470	213	NR	600	862	NR	730	32	NR	860	1	NR	990	0	NR
475	143	NR	605	822	NR	735	28	NR	865	1	NR	995	0	NR
480	121	NR	610	776	NR	740	24	NR	870	1	NR	1000	0	NR
485	118	NR	615	725	NR	745	20	NR	875	1	NR			

REPORT NUMBER: SP2-2501-321-1

Melanopic Flux vs. Wavelength

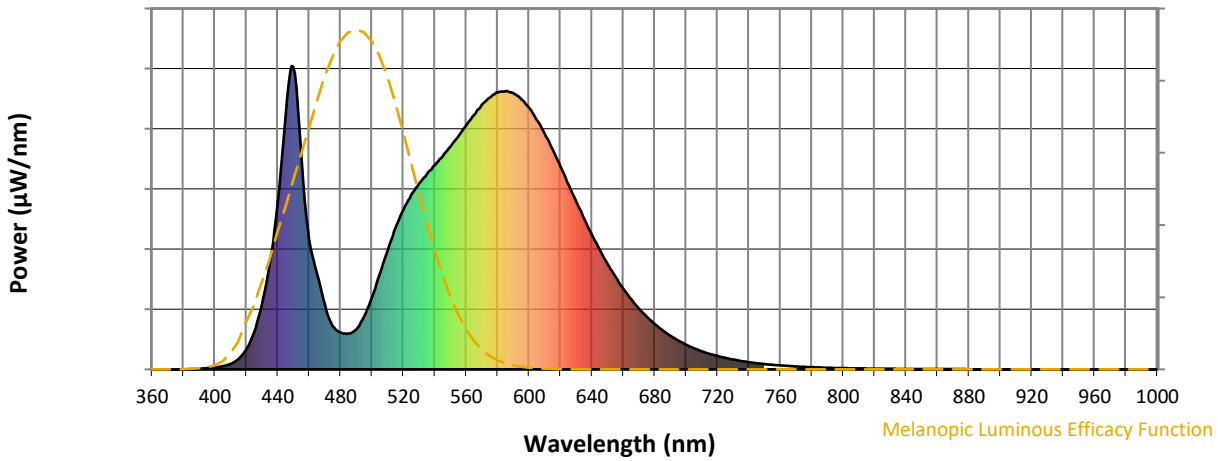

Melanopic Lumens: NR **M/P: 2.88**

λ (nm)	Power W^/nm	Lumens (ϕ/nm)	λ (nm)	Power W^/nm	Lumens (ϕ/nm)	λ (nm)	Power W^/nm	Lumens (ϕ/nm)	λ (nm)	Power W^/nm	Lumens (ϕ/nm)	λ (nm)	Power W^/nm	Lumens (ϕ/nm)
360	0	NR	490	132	NR	620	668	NR	750	17	NR	880	1	NR
365	0	NR	495	174	NR	625	611	NR	755	15	NR	885	0	NR
370	0	NR	500	238	NR	630	554	NR	760	13	NR	890	0	NR
375	0	NR	505	314	NR	635	498	NR	765	11	NR	895	0	NR
380	0	NR	510	392	NR	640	445	NR	770	10	NR	900	0	NR
385	1	NR	515	467	NR	645	394	NR	775	8	NR	905	0	NR
390	2	NR	520	526	NR	650	347	NR	780	7	NR	910	0	NR
395	4	NR	525	575	NR	655	305	NR	785	6	NR	915	0	NR
400	6	NR	530	613	NR	660	266	NR	790	5	NR	920	0	NR
405	10	NR	535	644	NR	665	231	NR	795	5	NR	925	0	NR
410	18	NR	540	673	NR	670	200	NR	800	4	NR	930	0	NR
415	34	NR	545	703	NR	675	174	NR	805	4	NR	935	0	NR
420	66	NR	550	734	NR	680	150	NR	810	3	NR	940	0	NR
425	124	NR	555	768	NR	685	129	NR	815	3	NR	945	0	NR
430	216	NR	560	804	NR	690	111	NR	820	2	NR	950	0	NR
435	352	NR	565	838	NR	695	95	NR	825	2	NR	955	0	NR
440	548	NR	570	872	NR	700	81	NR	830	2	NR	960	0	NR
445	836	NR	575	896	NR	705	69	NR	835	2	NR	965	0	NR
450	997	NR	580	913	NR	710	60	NR	840	1	NR	970	0	NR
455	705	NR	585	917	NR	715	51	NR	845	1	NR	975	0	NR
460	429	NR	590	911	NR	720	44	NR	850	1	NR	980	0	NR
465	316	NR	595	891	NR	725	38	NR	855	1	NR	985	0	NR
470	213	NR	600	862	NR	730	32	NR	860	1	NR	990	0	NR
475	143	NR	605	822	NR	735	28	NR	865	1	NR	995	0	NR
480	121	NR	610	776	NR	740	24	NR	870	1	NR	1000	0	NR
485	118	NR	615	725	NR	745	20	NR	875	1	NR			

REPORT NUMBER: SP2-2501-321-1

TM-30-18

Summary

R_f = 73.5
R_g = 93.5
CIE R_a = 71.0
R_9 = -37.9

Spectral Power Distribution Comparison

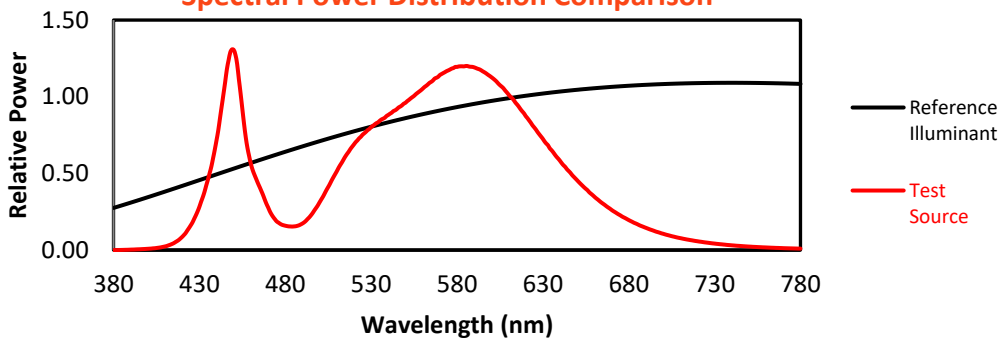

Color Vector Graphics

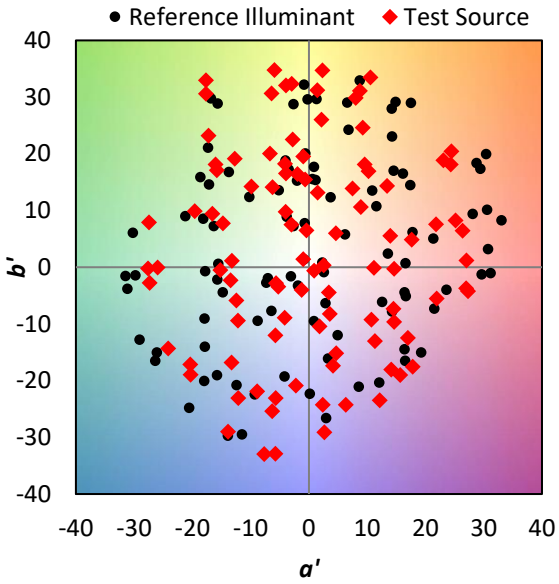

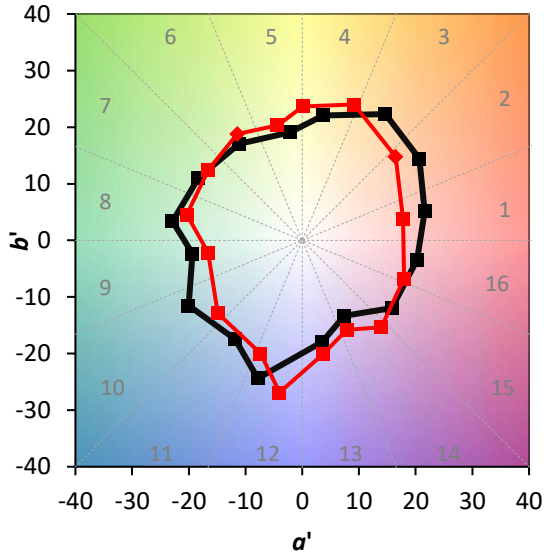

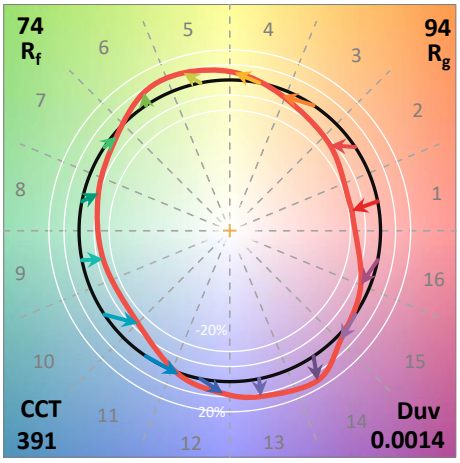

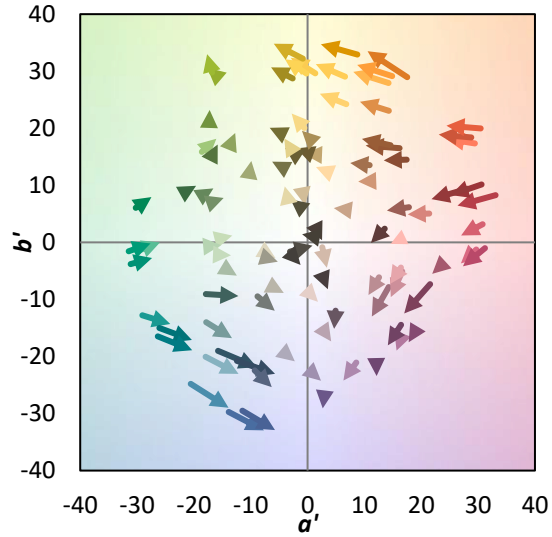

Individual Sample Fidelity Index ($R_{f,i}$)

CES01 = 85	CES26 = 62	CES51 = 88	CES76 = 51
CES02 = 61	CES27 = 88	CES52 = 87	CES77 = 70
CES03 = 30	CES28 = 81	CES53 = 77	CES78 = 54
CES04 = 70	CES29 = 66	CES54 = 84	CES79 = 81
CES05 = 47	CES30 = 82	CES55 = 83	CES80 = 79
CES06 = 50	CES31 = 69	CES56 = 73	CES81 = 77
CES07 = 40	CES32 = 61	CES57 = 72	CES82 = 91
CES08 = 39	CES33 = 77	CES58 = 73	CES83 = 90
CES09 = 29	CES34 = 70	CES59 = 85	CES84 = 86
CES10 = 74	CES35 = 84	CES60 = 89	CES85 = 77
CES11 = 57	CES36 = 91	CES61 = 81	CES86 = 71
CES12 = 63	CES37 = 79	CES62 = 85	CES87 = 76
CES13 = 42	CES38 = 92	CES63 = 72	CES88 = 80
CES14 = 74	CES39 = 96	CES64 = 64	CES89 = 70
CES15 = 71	CES40 = 91	CES65 = 61	CES90 = 79
CES16 = 46	CES41 = 93	CES66 = 57	CES91 = 75
CES17 = 49	CES42 = 81	CES67 = 54	CES92 = 58
CES18 = 56	CES43 = 77	CES68 = 63	CES93 = 75
CES19 = 72	CES44 = 99	CES69 = 73	CES94 = 52
CES20 = 65	CES45 = 85	CES70 = 56	CES95 = 65
CES21 = 86	CES46 = 83	CES71 = 49	CES96 = 76
CES22 = 78	CES47 = 86	CES72 = 83	CES97 = 84
CES23 = 92	CES48 = 77	CES73 = 46	CES98 = 75
CES24 = 91	CES49 = 81	CES74 = 93	CES99 = 62
CES25 = 72	CES50 = 87	CES75 = 52	

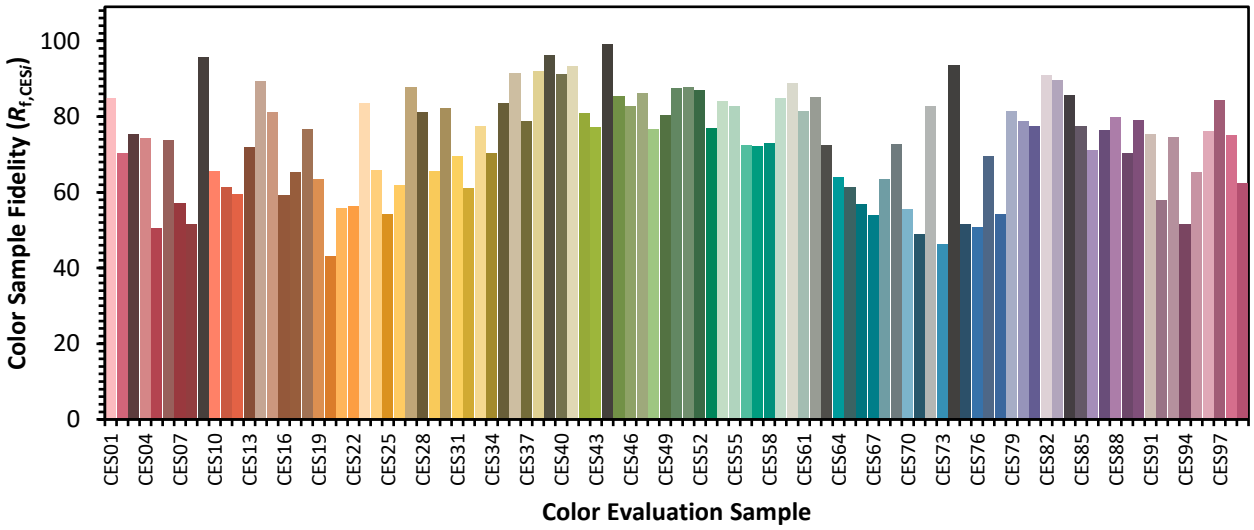

Color Rendition by Hue-Angle Bin

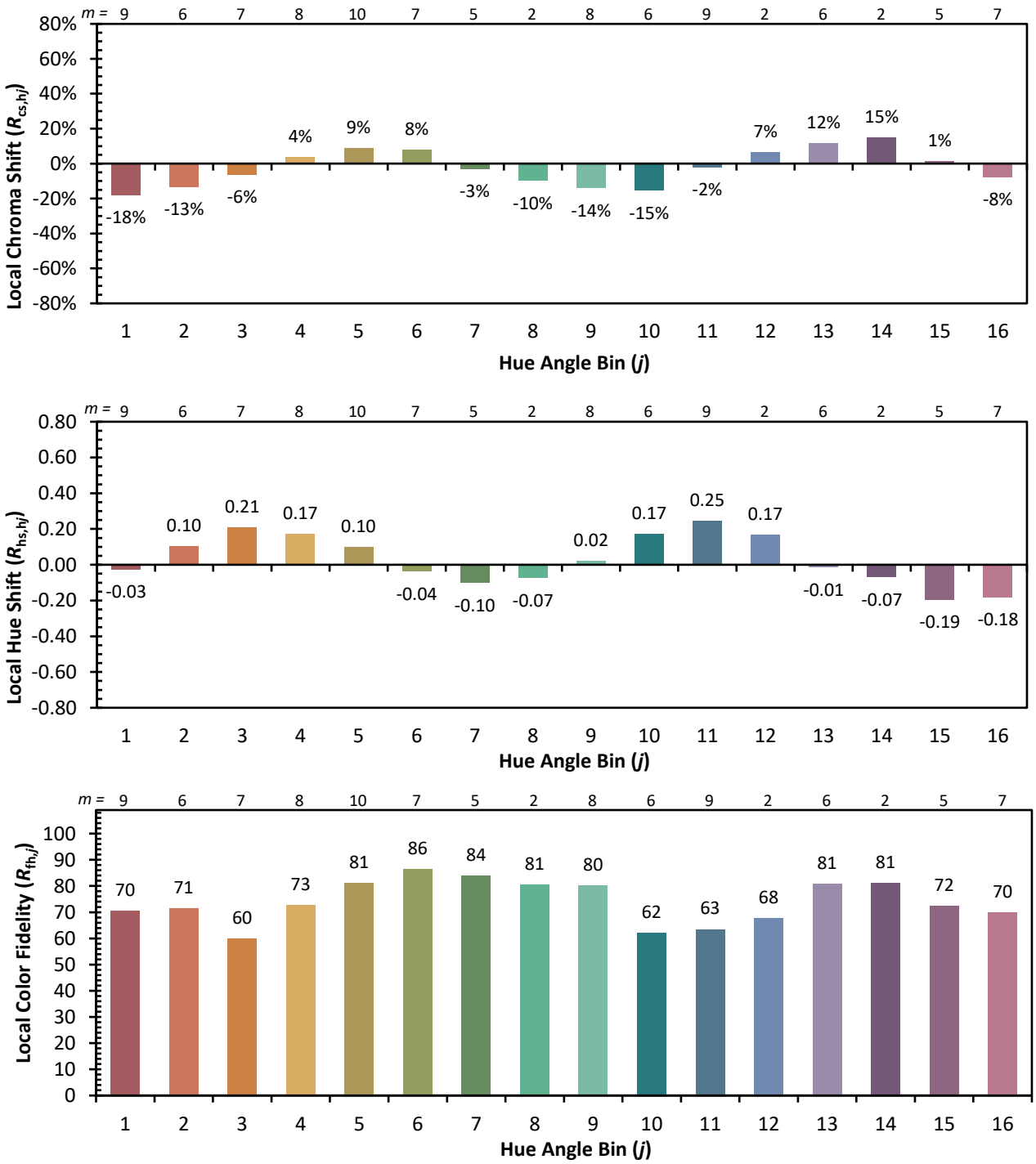

Measure Comparisons

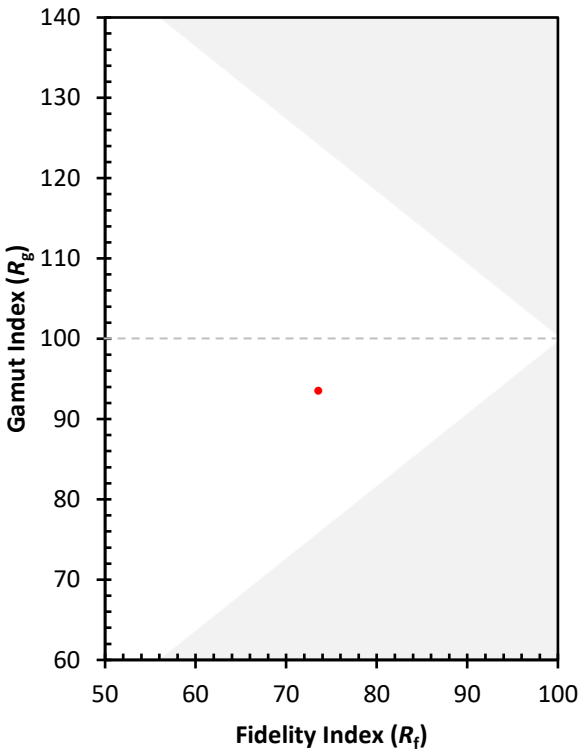

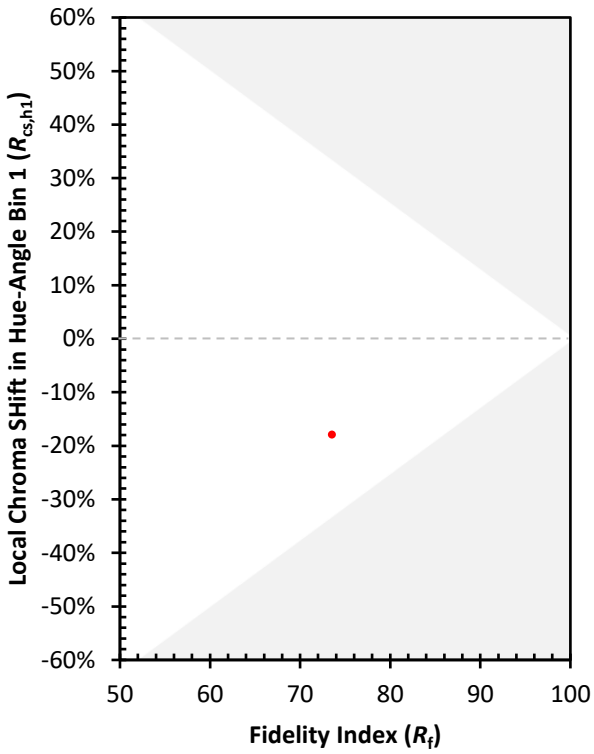

(END OF REPORT)